

# Ch 9.2: Support Vector Classifier

## Lecture 27 - CMSE 381

Prof. Mengsen Zhang

Michigan State University

::

Dept of Computational Mathematics, Science & Engineering

Fri, Nov 5th, 2025

# Announcements

## Last time:

- 9.1 Maximal Margin Classifier

## This lecture:

- 9.2 Support Vector Classifier

## Announcements:

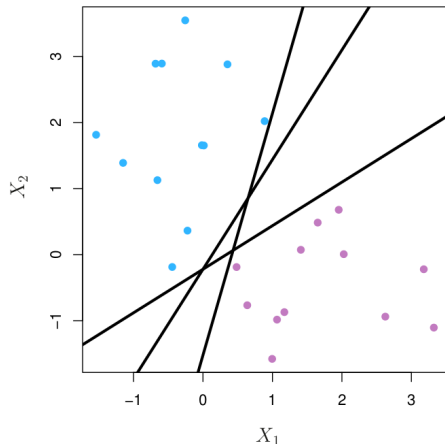
- HW #7 due Sunday 11:59pm

21	F	10/24	Polynomial & Step Functions	7.1-7.2	HW #5 Due Sun 10/26
22	M	10/27	Step Functions; Basis functions; Start Splines	7.2-7.4	
23	W	10/29	Regression Splines	7.4	HW #6 Due Sun 11/2
24	F	10/31	Decision Trees	8.1	
25	M	11/3	Random Forests	8.2.1, 8.2.2	HW #7 Due Sun 11/9
26	W	11/5	Maximal Margin Classifier	9.1	
27	F	11/7	SVC	9.2	HW #8 Due Sun 11/16
28	M	11/10	SVM	9.3, 9.4	
29	W	11/12	Single Layer NN	10.1	HW #9 Due Sun 11/23
30	F	11/13	Multi Layer NN	10.2	
31	M	11/17	CNN	10.3	Project Due
32	W	11/19	Unsupervised learning / clustering	12.1, 12.4	
33	F	11/21	<b>Review</b>		Honors Project Due
	M	11/24	<b>Midterm #3</b>		
	W	11/26	Virtual: Project Office Hours		
	F	11/28	Thanksgiving		
	M	12/1	Virtual: Project Office Hours		
	W	12/3	Virtual: Project Office Hours		
	F	12/5			
	M	12/8			
	W	12/10			
	F	12/12	<b>No final exam</b>		

# Section 1

Last time

# Separating Hyperplane



Require that for every data point:

$$\beta_0 + \beta_1 x_{i1} + \beta_2 x_{i2} + \cdots + \beta_p x_{ip} > 0 \text{ if } y_i = 1$$

$$\beta_0 + \beta_1 x_{i1} + \beta_2 x_{i2} + \cdots + \beta_p x_{ip} < 0 \text{ if } y_i = -1$$

*Equivalently*

Require that for every data point

$$y_i(\beta_0 + \beta_1 x_{i1} + \beta_2 x_{i2} + \cdots + \beta_p x_{ip}) > 0$$

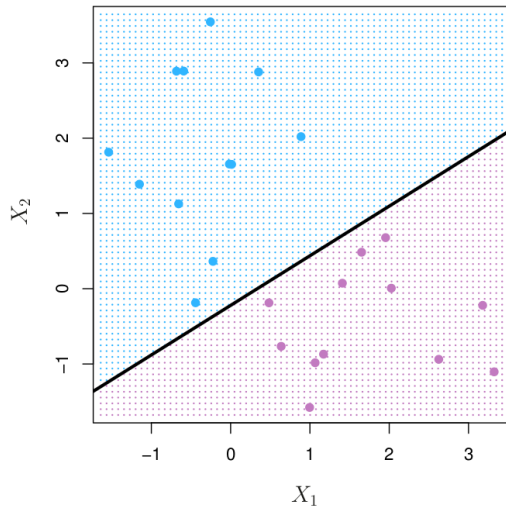
# Separating hyperplane becomes a classifier

If you have a separating hyperplane:

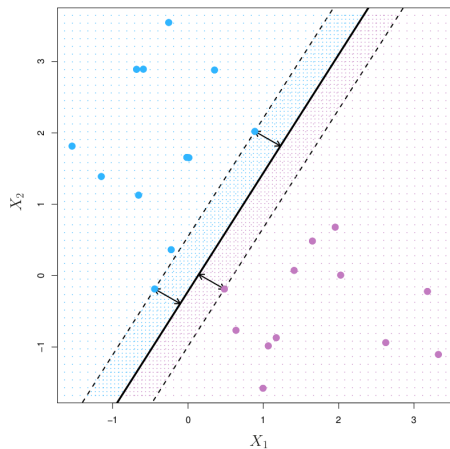
- Check

$$f(\mathbf{x}^*) = \beta_0 + \beta_1 x_1^* + \beta_2 x_2^* + \cdots + \beta_p x_p^*$$

- If positive, assign  $\hat{y} = 1$
- If negative, assign  $\hat{y} = -1$



# Maximal margin classifier



- For a hyperplane, the *margin* is the smallest distance from any data point to the hyperplane.
- Observations that are closest are called *support vectors*.
- The *maximal margin hyperplane* is the hyperplane with the largest margin
- The classifier built from this hyperplane is the *maximal margin classifier*.

Test your understanding: [PollEv](#)

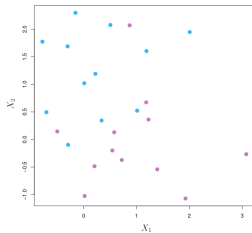
# Mathematical Formulation

$$\underset{\beta_0, \beta_1, \dots, \beta_p, M}{\text{maximize}} \quad M$$

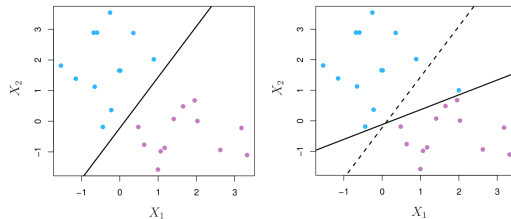
$$\text{subject to} \quad \sum_{j=1}^p \beta_j^2 = 1,$$

$$y_i(\beta_0 + \beta_1 x_{i1} + \beta_2 x_{i2} + \dots + \beta_p x_{ip}) \geq M \quad \forall i = 1, \dots, n$$

## Might be no separating hyperplane



## Sensitivity to new points





# What will you learn today?

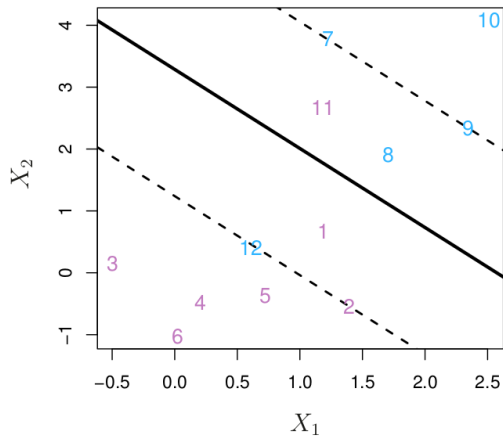
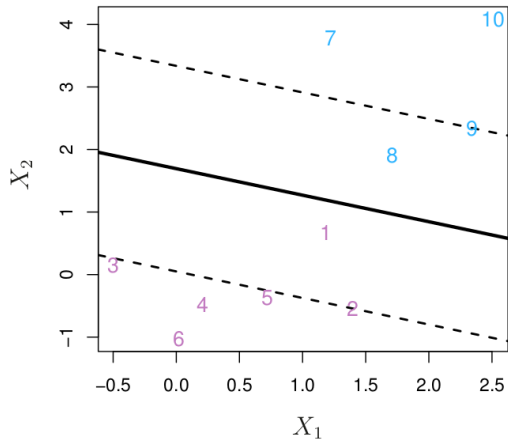
- What is the difference between Support Vector Classifier and Maximal Margin Classifier?
  - ▶ What short-comings of Maximal Margin Classifier does Support Vector Classifier overcome?
  - ▶ How?
  - ▶ You should be able to describe the difference verbally, graphically, and mathematically.
- How to interpret each element of the mathematical formulation of Support Vector Machine graphically?
  - ▶ Given a graph of Support Vector Classifier and some data points, you should be able to derive the values of different parameters in the mathematical formulation (e.g.  $M$ ,  $\epsilon_i$ ).
- What parameters controls the flexibility (hence bias-variance trade-off) of Support Vector Classifier?
- What are the support vectors of Support Vector Machine?

## Section 2

# Support Vector Classifier

# Basic idea

# Soft margin



# Mathematical Formulation of SVC

$$\underset{\beta_0, \beta_1, \dots, \beta_p, \epsilon_1, \dots, \epsilon_n, M}{\text{maximize}} \quad M$$

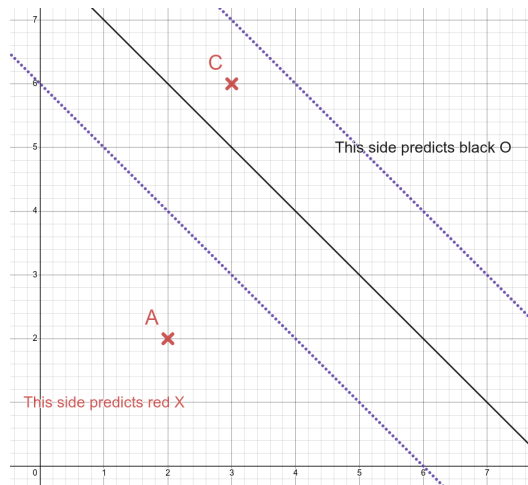
$$\text{subject to} \quad \sum_{j=1}^p \beta_j^2 = 1,$$

$$y_i(\beta_0 + \beta_1 x_{i1} + \beta_2 x_{i2} + \dots + \beta_p x_{ip}) \geq M(1 - \epsilon_i),$$

$$\epsilon_i \geq 0, \quad \sum_{i=1}^n \epsilon_i \leq C,$$

# Find positive $\varepsilon$ 's that will satisfy this

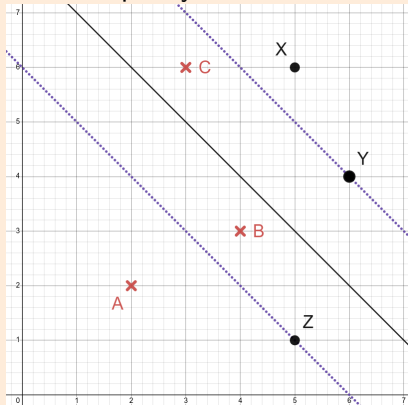
$$\text{Fix } M = \sqrt{2} \quad y_i(\beta_0 + \beta_1 x_{i1} + \beta_2 x_{i2} + \cdots + \beta_p x_{ip}) \geq M(1 - \varepsilon_i)$$



# What is $\varepsilon$ ?

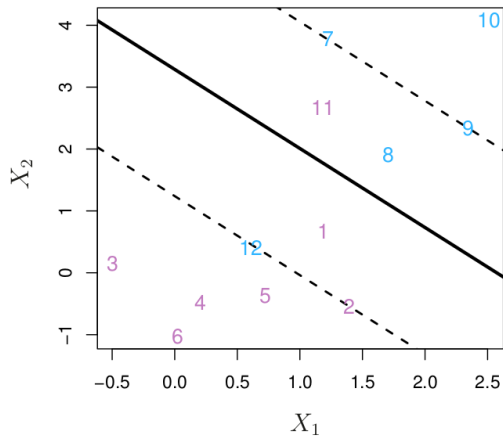
$$\text{Fix } M = \sqrt{2} \quad y_i(\beta_0 + \beta_1 x_{i1} + \beta_2 x_{i2} + \cdots + \beta_p x_{ip}) \geq M(1 - \varepsilon_i)$$

Fill in the table so that the inequality is satisfied.



Point	Left Side	$\varepsilon_i$	$M(1 - \varepsilon_i)$
A	$2\sqrt{2}$	0	$\sqrt{2}$
B	$\frac{\sqrt{2}}{2}$	1.5	$-\frac{\sqrt{2}}{2}$
C	$-\frac{\sqrt{2}}{2}$		
X	$\frac{3\sqrt{2}}{2}$		
Y	$\sqrt{2}$		
Z	$-\sqrt{2}$		

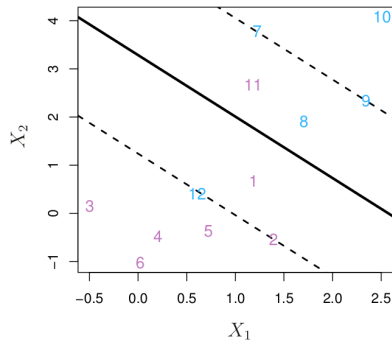
# What is $\varepsilon$ ?



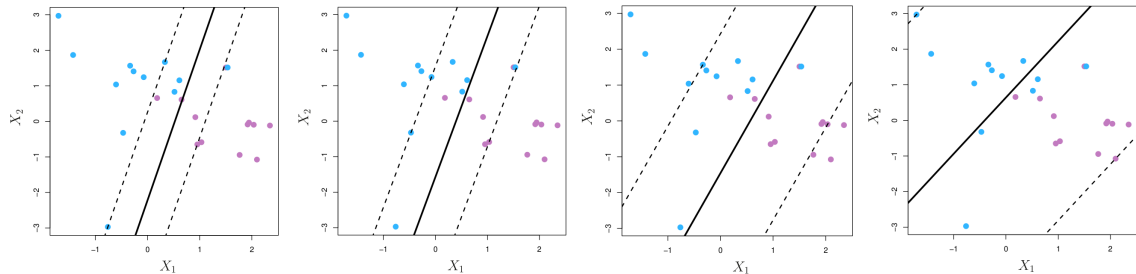


# What is $C$ ?

$$\begin{aligned} & \underset{\beta_0, \beta_1, \dots, \beta_p, \epsilon_1, \dots, \epsilon_n, M}{\text{maximize}} && M \\ & \text{subject to} && \sum_{j=1}^p \beta_j^2 = 1, \\ & && y_i(\beta_0 + \beta_1 x_{i1} + \beta_2 x_{i2} + \dots + \beta_p x_{ip}) \geq M(1 - \epsilon_i), \\ & && \epsilon_i \geq 0, \quad \sum_{i=1}^n \epsilon_i \leq C, \end{aligned}$$

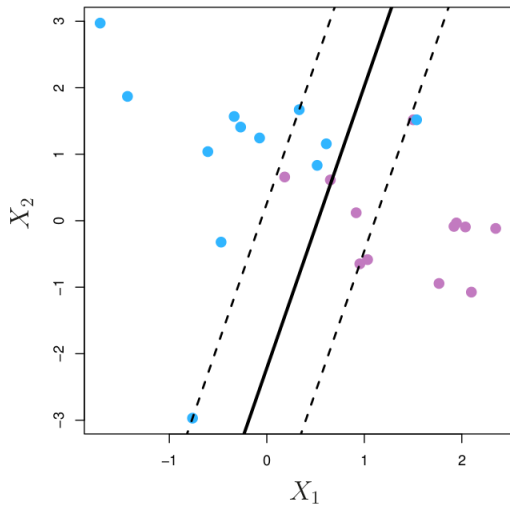


# Examples messing with $C$



Increasing  $C \rightarrow$

# What affects the hyperplane?



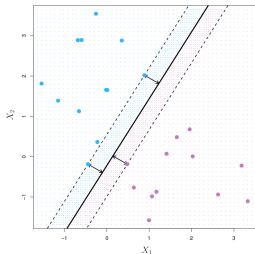


## Maximal Margin Classifier

$$\underset{\beta_0, \beta_1, \dots, \beta_p, M}{\text{maximize}} \quad M$$

$$\text{subject to} \quad \sum_{j=1}^p \beta_j^2 = 1,$$

$$y_i(\beta_0 + \beta_1 x_{i1} + \beta_2 x_{i2} + \dots + \beta_p x_{ip}) \geq M \quad \forall i = 1, \dots, n$$



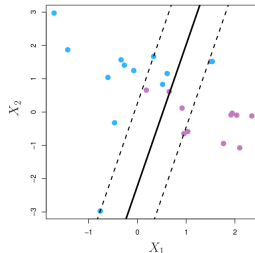
## Support Vector Classifier

$$\underset{\beta_0, \beta_1, \dots, \beta_p, \epsilon_1, \dots, \epsilon_n, M}{\text{maximize}} \quad M$$

$$\text{subject to} \quad \sum_{j=1}^p \beta_j^2 = 1,$$

$$y_i(\beta_0 + \beta_1 x_{i1} + \beta_2 x_{i2} + \dots + \beta_p x_{ip}) \geq M(1 - \epsilon_i),$$

$$\epsilon_i \geq 0, \quad \sum_{i=1}^n \epsilon_i \leq C,$$



# Next time

21	F	10/24	Polynomial & Step Functions	7.1-7.2	HW #5 Due Sun 10/26
22	M	10/27	Step Functions; Basis functions; Start Splines	7.2-7.4	
23	W	10/29	Regression Splines	7.4	HW #6 Due Sun 11/2
24	F	10/31	Decision Trees	8.1	
25	M	11/3	Random Forests	8.2.1, 8.2.2	HW #7 Due Sun 11/9
26	W	11/5	Maximal Margin Classifier	9.1	
27	F	11/7	SVC	9.2	HW #8 Due Sun 11/16
28	M	11/10	SVM	9.3, 9.4	
29	W	11/12	Single Layer NN	10.1	HW #9 Due Sun 11/23
30	F	11/13	Multi Layer NN	10.2	
31	M	11/17	CNN	10.3	Project Due
32	W	11/19	Unsupervised learning / clustering	12.1, 12.4	
33	F	11/21	<b>Review</b>		Honors Project Due
	M	11/24	<b>Midterm #3</b>		
	W	11/26	Virtual: Project Office Hours		
	F	11/28	Thanksgiving		
	M	12/1	Virtual: Project Office Hours		
	W	12/3	Virtual: Project Office Hours		
	F	12/5			
	M	12/8			
	W	12/10			
	F	12/12	<b>No final exam</b>		